

1 The Eastgate Office Centre
Eastgate Road
Bristol BS5 6XX
United Kingdom



Switchboard +44 (0) 117 9515151
Main Fax: +44 (0) 117 9524103
E-mail: general@vca.gov.uk
Web Site: www.vca.gov.uk

THE UNITED KINGDOM VEHICLE APPROVAL AUTHORITY

Rev 5/91



COMMUNICATION CONCERNING THE APPROVAL GRANTED OF A
TYPE OF DEVICE PURSUANT TO REGULATION NO 50
(Motorcycle Lamps and Illuminating Devices)

Approval No: 000110

1. Trade name or mark of the device:

Trade Mark: 
Trade Name: ST

2. Manufacturer's name for the type of device: ST-6158 & ST-6158-1

3. Manufacturer's name and address:
YUAN JEOU INDUSTRIAL CO.,LTD.
199, Alley 125
Lane 318
Sec. 2 An-Ho Road
Tainan City
Republic Of China

4. If applicable, name and address of the manufacturer's representative: Not applicable

5. Submitted for approval on: 11 July 2002

6. Technical service responsible for conducting approval tests: Vehicle Certification Agency

7. Date of report issued by that service: 29 July 2002

8. Number of report issued by that service: EAB014816



\\NT-S\data\Client\Yuan Jeou\EAB014816\R50 00 0110 ST-6158 Certificate VCA.doc page 1 of 2
60, Yong Long Road, Da-Li, Taichung, Taiwan, R.O.C. 台灣省台中縣大里市永隆路 60 號
Tel:886-4-24061011 Fax:886-4-24060419 E-mail:isoqa@ms12.hinet.net http://www.isoqa.com.tw

9. Concise description:
By category of lamp: 11 and 12

Colour of light emitted: Amber

Number and category of filament lamp(s): 1 x R10W
10. Position of the approval mark: On the lens
11. Reason(s) for extension (if applicable): Not applicable
12. Approval: GRANTED
13. Place: BRISTOL
14. Date 31 JULY 2002
15. Signature: *Patricia Bishop* p.p. P F NICHOLL
16. The list of documents deposited with the Administrative Service which has granted approval is annexed to this communication and may be obtained on request.

EAB014816





Vehicle Certification Agency

Far East Office

英國車輛驗證局遠東辦事處



建維驗證

VCA REFERENCES

Test Report Number **EAB014816**
 Number of Pages **3**
 Number of Annexes **3**

TEST DETAILS

Subject **Direction Indicator, details listed as Category**
 Specific Requirements **ECE Reg. 50.00**
 Duration **2002/7/11~7/29**
 Technical Service **Integrated Service of Quality Assessment**
 for Vehicle Certification Agency
 VCA Representative **ARTHUR C H CHANG**
 Manufacturer's Representative **HAI-HIS CHAO**
 Reason for Test **Type of Approval**

**MANUFACTURER
 DETAILS**

Manufacturer's Name **YUAN JEOU INDUSTRIAL CO.,LTD.**
 Manufacturer's Address **199, Alley 125, Lane 318, Sec. 2 An-Ho Road, Tainan**
 City, Republic Of China
 Premise of Manufacturing **Same As Above**
 Model Type & description **ST-6158 & ST-6158-1**
 Category **11 for Front Direction Indicator &**
 12 for Rear Direction Indicator

CONCLUSION

The submitted samples are tested in accordance with Specific Requirements and found in compliance with all aspects.

Signature:

Name: **ARTHUR C H CHANG**
 Position: **COE of ISOQA**
 Date: **29 JUL 2002**



LIST OF ANNEXES

Annex	Total page	Subject	Reference
1	1	Information document	
2	3	Drawing & PHOTO	ST-6158
3	2	Test Record	02-0059
4			



ECE Regulation No.50

Item	Parameter	RESULTS		YES/NO
6.	GENERAL SPECIFICATIONS			
6.1.	Each device shall conform to the specifications of this Regulation.			<u>YES</u>
6.2.	The devices must be so designed and constructed that in normal use, and despite the vibration to which they may be subjected, their satisfactory operation continues to assured and they retain the characteristics prescribed by this Regulation.			<u>YES</u>
7.	INTENSITY OF LIGHT EMITTED			
	In the reference axis, the intensity of the emitted light of each of the two devices shall be at least equal to the minimum values and not exceed the maximum values of the following table. In no direction, the maximum values indicated shall be exceeded.			<u>YES</u>
		<u>SAMPLE 1</u>	<u>SAMPLE 2</u>	
		min.(cd)	Max.(cd)	
7.1.	Rear position lamp	4 ⁸	12	N/A
7.2.	Front position lamp	4	60	N/A
7.3.	Stop lamp	40	100	N/A
7.4.	Direction indicators			
7.4.1.	of the category 11 (see Annex 1)	90	700 ²	<u>YES</u>
7.4.2.	of the category 12 (see Annex 1)	50	200	<u>YES</u>
7.4.3.	of the category 31 (see Annex 1)			
	to the front	90	700 ²	N/A
	to the rear	50	200	N/A
4/	Minimum value of 2 cd for mopeds will be accepted until December 31, 1984. This filament lamp will be marked with the letter "M"			N/A
2/	Applies only to the zone between two vertical lines through $V = 0^\circ/\pm 5^\circ$ and two horizontal lines through $V = \pm 10^\circ/H = 0^\circ$. For all other directions, a maximum of 400 cd is applicable.			N/A
7.5.	Outside of the reference axis and within the angle fields defined in the diagrams in Annex 1 to this Regulation, the intensity of the light emitted shall, in each direction corresponding to this points in the light distribution table reproduced in Annex 4 to this Regulation, be not less than the product of the minima specified in Paragraph 7.1. to 7.4. above and of the percentage specified in the said table for the direction in question			<u>YES</u>
7.6.	As an exception to Paragraph 7.1. above, a luminous intensity of 60 cd maximum shall be permitted for rear position lamps reciprocally incorporated with stop lamps, below a plane forming an angle of 5° with and downward from a horizontal plane.			N/A
7.7.	Moreover,			
7.7.1.	throughout the fields defined in Annex 1, the intensity of the light emitted shall be not less than 0.05 cd for position lamps And not less than 0.3 cd for stop lamps and direction indicators.	<u>1.9</u>	<u>2.9</u>	<u>YES</u>
7.7.2.	If a position lamp is grouped or reciprocally incorporated with a stop lamp, the ratio between the luminous intensities actually measured of the two lamps when turned on simultaneously and the intensity of the rear position lamp when turned on alone shall be at least 5:1 to the eleven measuring points defined in Annex 4 and suited in the filed delimited by straight vertical lines passing through $0^\circ/V \pm 10^\circ/H$ and the straight horizontal lines passing through $\pm 5^\circ/V/0^\circ/H$ of the light distribution table.			N/A
7.7.3.	the provisions of Paragraph 2.2. of Annex 4 to this Regulation on local variations of intensity shall be observed.			<u>YES</u>
7.8.	The luminous intensities shall be measured with the filament lamp continuously alight. In the case of lamps working intermittently, precaution shall be taken to avoid overheating of the device.			<u>YES</u>
7.9.	Annex 4, to which reference is made in Paragraph 7.5. above, gives particulars of the methods of measurement to be used.			<u>YES</u>
7.10.	The rear registration plate illuminating device shall comply with the specifications indicated in Annex 6 to this Regulation.			N/A
7.11.	The photometric performance of lamps equipped with several light source shall be checked in accordance with the provisions of annex 4.			N/A
8.	TEST PROCEDURE			

Please See Record No.02-0059 Attached.





Vehicle Certification Agency

Far East Office

英國車輛驗證局遠東辦事處

ISOQA

建維驗證

- 8.1. All measurements shall be carried out with an uncolored standard filament lamp of the category prescribed for the device, adjusted to produce the reference luminous flux prescribed for the filament lamp involved (See Regulation No. 37). All measurements on lamps with non-replaceable light sources shall be made at 6.75 V and 13.5 V respectively. R10W standard bulb used YES
- 8.2. The vertical and horizontal outlines of the illuminating surface of a light-signalling device (Paragraph 2.7.2.) shall be determined and measured in relation to the centre of reference (Paragraph 2.10.). YES
9. **COLOUR OF LIGHT EMITTED**
- Stop lamps and rear position lamps shall emit red light, front position lamps may emit white or selective-yellow light, direction indicators shall emit amber light. Please See Record No.02-0059 Attached. YES
- Moreover, the colour of the light emitted, measured using a light source having a colour temperature of 2856 K, shall be within the limits of the co-ordinates prescribed for the colour in question in Annex 5 to this Regulation, when this filament lamp is operated at its test voltage, according to Regulation No. 37. YES



Yuan Jeou Industrial Co., Ltd.

沅久實業股份有限公司

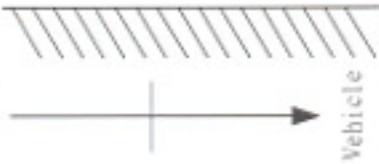
Information Document

for Initial application to ECE Homologation
of Model Number ST-6158 & ST-6158-1

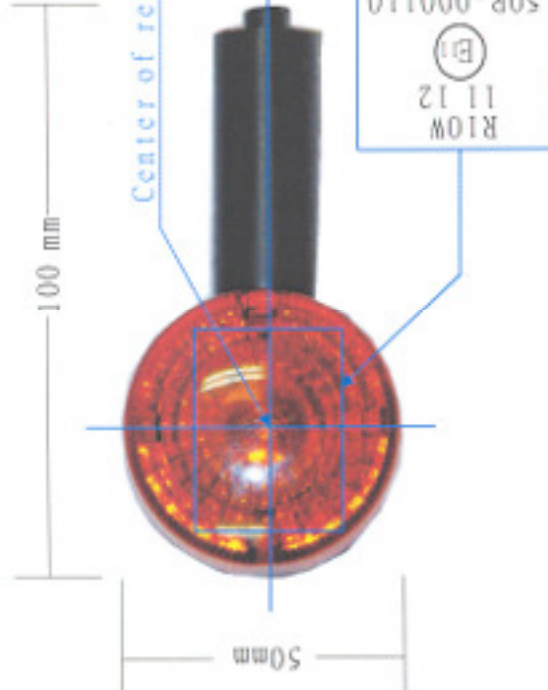
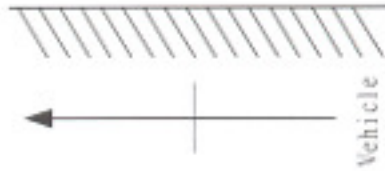
items	Details	Initial	Extension-	00	Remark
1.	VCA				
1.1	Job Number	EAB014816			
1.2	Approval Number	00 0110			
2.	Manufacturer				
2.1	Name	Yuan Jeou Industrial Co., Ltd.			
2.2	Address	199, Alley 125, lane 318, Sec. 2, An-Ho Road, Tainan City, Taiwan, Republic of China			
2.3	Trade name or mark	ST			
3.	Product				
3.1	Model Number	ST-6158 & ST-6158-1			
3.2	Intended functions	Charteristic			
3.2.1	Front & Rear Direction Indicator (Reg. 50)	Category	11 & 12		
		Bulb	R10W 12V 10W		
		Color of light	Amber		
		Color of lens	Amber		
4.	Drawings	ST-6158			



Front Direction Indicator
for Driving Direction



Rear Direction Indicator
for Driving Direction




沉久實業股份有限公司
Yuan Jeou Industrial Co., Ltd.

Model No. ST-6158	Drawing No. ST-6158
Function Front&Rear Direction Indicator	

YUAN JEOU INDUSTRIAL CO.,LTD.

ST-6158&ST-6158-1 Direction Indicator



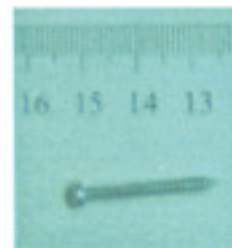
Front View of ST-6158



Rear View of ST-6158




Side View of ST-6158



Parts



Parts

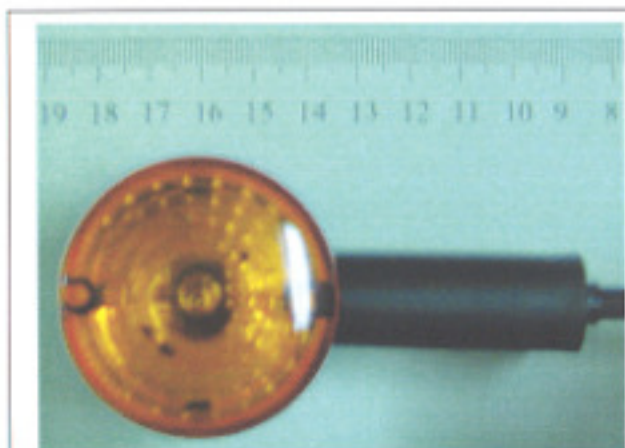


Parts



YUAN JEOU INDUSTRIAL CO.,LTD.

ST-6158&ST-6158-1 Direction Indicator



Front View of ST-6158-1



Side View of ST-6158-1



Rear View of ST-6158-1

